

# BMO Emerging Markets Bond Hedged to CAD Index ETF

## Fund Details

Ticker	ZEF
Base Currency	CAD
Exchange	TSX
Inception Date	May 21, 2010
Maximum Annual Management Fee	0.50%
Management Expense Ratio <sup>1</sup>	0.56%
RSP Eligible	Yes
DRIP Eligible	Yes
Distribution Frequency	Monthly

## Fund Characteristics

Net Assets (Mn)	\$ 360.09
Number of Securities	59
Shares Outstanding	23,151,222
Weighted Avg Term to Maturity	5.60
Weighted Avg Coupon (%)	4.80
Weighted Avg Current Yield (%)	4.50
Weighted Avg Yield to Maturity (%)	3.90
Weighted Avg Duration	4.80

## Correlation

Index Return data based on 6 years as of Feb 28, 2020

FTSE Canada Overall Bond Index	0.22
MSCI World Hedged 100% to CAD Net Total Return Index	0.26
S&P/TSX Capped Composite Index	0.31
S&P 500 Hedged to Canadian Dollars Index	0.24
MSCI EAFE 100% Hedged to CAD Dollars Index	0.25

## Portfolio Strategy

The BMO Emerging Markets Bond Hedged to CAD Index ETF has been designed to replicate, to the extent possible, the performance of the Barclays Emerging Markets Tradable External Debt (EMTED) GDP Weighted Capped Index CAD Hedged, net of expenses. The Fund invests in a diversified basket of US dollar denominated sovereign debt from emerging markets issuers by including up to three bonds per emerging market country. The US dollar exposure is hedged back to Canadian dollars.

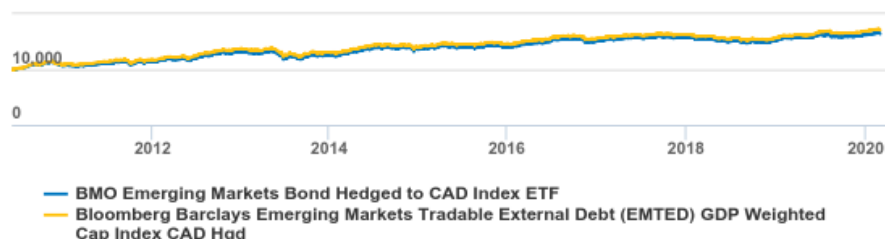
## Benchmark Info

The Barclays Emerging Markets Tradable External Debt (EMTED) GDP Weighted Capped Index CAD Hedged is a diversified basket of US dollar denominated sovereign debt from emerging market issuers. The basket is designed to be broad-based in its coverage of emerging market sovereign issuers, yet tradable by including up to three bonds per emerging market country and diversified by capping and flooring both the region and country exposures in the index according to the index rules. The index is comprised of securities with a term to maturity of between 18 months and no more than 10 years. The Index is weighted by gross domestic product as a measure of economy size. The US dollar exposure is hedged back to Canadian dollars.

## Fund Benefits

- Designed for investors looking for higher income
- Invested in a diversified portfolio of U.S. dollar emerging market bonds
- Includes bonds with 18 months to ten years to maturity
- Currency is hedged back to Canadian dollars
- Professionally managed by BMO Global Asset Management

## Growth of 10,000



## Fund Performance

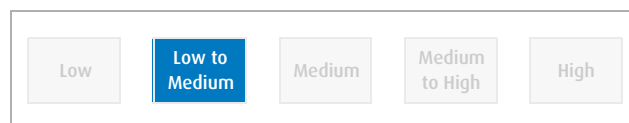
### Annualized Performance

For period ending Feb 28, 2020

	1Mo	3Mo	6Mo	YTD	1Yr	3Yr	5Yr	Since Inception
NAV	-0.33%	2.37%	3.47%	1.01%	4.70%	1.94%	3.20%	5.39%
Index	-0.26%	2.56%	3.59%	1.06%	6.12%	2.32%	3.46%	5.64%

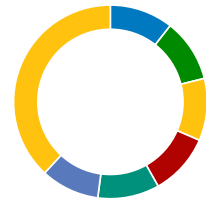
The ETF started tracking the Barclays Emerging Markets Tradable External Debt (EMTED) GDP Weighted Capped Index CAD Hedged on June 1, 2015. Previously it was tracking the Barclays Emerging Markets Tradable USD Sovereign Bond Index CAD Hedged.

## Risk Rating



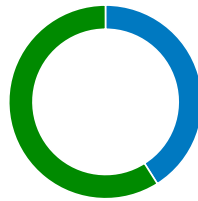
## BMO Emerging Markets Bond Hedged to CAD Index ETF

### Geographic Allocation



- 10.60% Russia
- 10.50% China
- 10.40% Brazil
- 10.30% Mexico
- 10.30% Indonesia
- 9.80% Turkey
- 38.10% Others

### Maturity

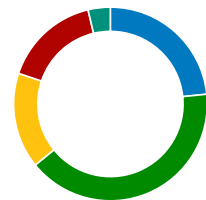


- 41.02% 1-5 Years
- 58.98% 5-10 Years


### Top Holdings

	%
China Govt Intl Bond 3.50000% 10/19/2028	3.79%
China Govt Intl Bond 3.25000% 10/19/2023	3.75%
Russian Federation 4.37500% 03/21/2029	3.64%
Republic Of Indonesia 4.10000% 04/24/2028	3.57%
United Mexican States 3.75000% 01/11/2028	3.54%
Fed Republic Of Brazil 4.25000% 01/07/2025	3.50%
Russian Federation 4.25000% 06/23/2027	3.49%
Russian Federation 4.75000% 05/27/2026	3.48%
Fed Republic Of Brazil 4.62500% 01/13/2028	3.48%
Fed Republic Of Brazil 6.00000% 04/07/2026	3.42%

### Credit Allocation



- 23.40% A
- 40.75% BBB
- 15.98% BB
- 16.16% B
- 3.71% CCC or below



Call Us  
1-800-361-1392



Email Us  
bmo.etfs@bmo.com



Visit Us  
www.bmo.com/etfs

Commissions, management fees and expenses all may be associated with investments in exchange traded funds. Please read the prospectus before investing. The indicated rates of return are the historical annual compound total returns including changes in prices and reinvestment of all distributions and do not take into account commission charges or income taxes payable by any unitholder that would have reduced returns. Exchange traded funds are not guaranteed, their values change frequently and past performance may not be repeated.

This communication is intended for informational purposes only and is not, and should not be construed as, investment and/or tax advice to any individual. Particular investments and/or trading strategies should be evaluated relative to each individual's circumstances. Individuals should seek the advice of professionals, as appropriate, regarding any particular investment.

\*BMO ETFs are managed and administered by BMO Asset Management Inc., an investment fund manager and portfolio manager and separate legal entity from the Bank of Montreal.

® "BMO (M-bar roundel symbol)" is a registered trade-mark of Bank of Montreal, used under licence.

Barclays Capital and Barclays Capital Inc. are trademarks of Barclays Capital and have been licensed for use in connection with listing and trading of BMO Emerging Markets Bond Hedged to CAD Index ETF on the Toronto Stock Exchange. The BMO Emerging Markets Bond Hedged to CAD Index ETF are not sponsored by, endorsed sold or promoted by Barclays Capital and Barclays Capital makes no representation regarding the advisability of investing in them.

<sup>1</sup> Management Expense Ratios (MERs) are the audited MERs as of December 31, 2018.