

BMO BBB Corporate Bond Index ETF

Fund Details

Ticker	ZBBB
Base Currency	CAD
Exchange	TSX
Inception Date	Feb 05, 2020
Maximum Annual Management Fee	0.15%
Management Expense Ratio ¹	0.17% ²
RSP Eligible	Yes
DRIP Eligible	Yes
Distribution Frequency	Quarterly

Fund Characteristics

Net Assets (Mn)	\$ 8.39
Number of Securities	278
Shares Outstanding	314,000
Weighted Avg Term to Maturity	4.52
Weighted Avg Coupon (%)	3.46
Weighted Avg Current Yield (%)	3.80
Weighted Avg Yield to Maturity (%)	5.72
Weighted Avg Duration	3.93

Correlation

Index Return data based on 3 years as of Aug 31, 2023

FTSE Canada Overall Bond Index	0.95
FTSE Canada All Corporate Bond Index	0.97
FTSE Canada All Government Bond Index	0.94
S&P 500 Index	0.54
S&P 500 Index CAD	0.57
S&P/TSX Composite Index	0.46

Portfolio Strategy

BMO BBB Corporate Bond Index ETF has been designed to replicate, to the extent possible, the performance of the FTSE Canada 1-10 Year BBB Corporate Bond Index™, net of expenses. The Fund invests in debt securities with a term to maturity greater than one year and less than ten years. Securities held in the Index are corporate bonds issued domestically in Canada in Canadian dollars, with a BBB rating.

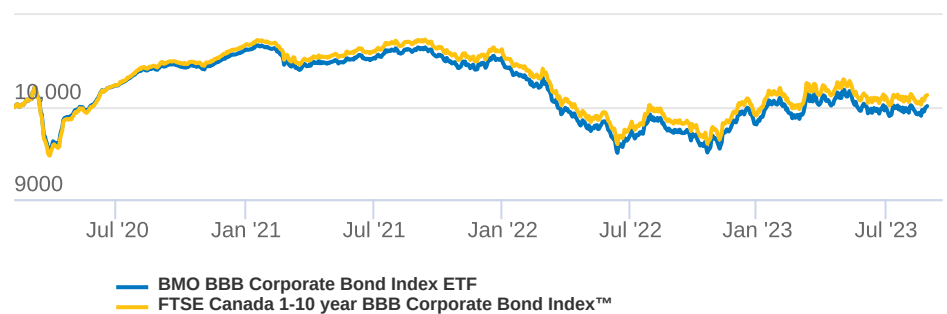
Benchmark Info

The FTSE Canada 1-10 year BBB Corporate Bond Index™ consists of semi-annual pay fixed rate corporate bonds denominated in Canadian dollars, with an effective term to maturity greater than one year and less than ten years, with a credit rating of BBB and minimum issue size of \$100 million. Each security in the index is weighted by its relative market capitalization and re-balanced on a daily basis.

Fund Benefits

- Designed for investors looking for consistent income
- Invested in a diversified portfolio of BBB corporate bonds
- Professionally managed by BMO Global Asset Management

Growth of 10,000



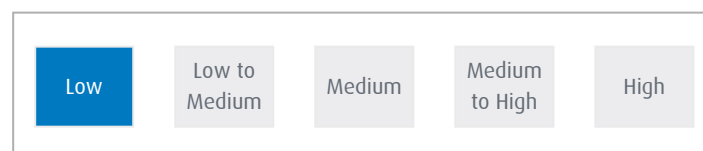
Fund Performance

Annualized Performance

For period ending Aug 31, 2023

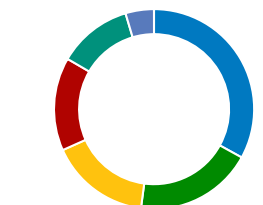
	1Mo	3Mo	6Mo	YTD	1Yr	3Yr	5Yr	10Yr	Since Inception
NAV	0.21%	-0.08%	0.96%	2.04%	2.92%	-	-	-	0.02%
Index	0.21%	-0.02%	1.07%	2.25%	3.05%	-	-	-	0.37%

Risk Rating




BMO BBB Corporate Bond Index ETF

Sector Allocation



- 33.02% Energy
- 19.09% Communication
- 16.20% Financial
- 15.07% Real Estate
- 12.02% Industrial
- 4.61% Infrastructure

Geographic Allocation

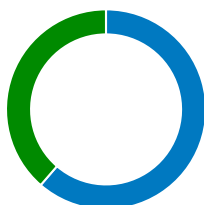


- 100.00% Canada

Top Holdings


Bell Canada 3% 03/17/2031	1.57%
Pembina Pipeline Corp 3.71% 08/11/2026	1.56%
Rogers Communications Inc 3.65% 03/31/2027	1.47%
Bank Of Nova Scotia 3.934% 05/03/2032	1.47%
Enbridge Pipelines Inc 3.52% 02/22/2029	1.35%
Transcanada Pipelines 3% 09/18/2029	1.29%
Transcanada Pipelines 3.3% 07/17/2025	1.28%
Transcanada Pipelines 3.8% 04/05/2027	1.28%
Canadian Pacific Railway 3.15% 03/13/2029	1.13%
Transcanada Pipelines 2.97% 06/09/2031	1.11%

Maturity




- 61.35% 1-5 Years
- 38.65% 5-10 Years

Credit Allocation



- 100.00% BBB



Call Us
1-800-361-1392



Email Us
bmo.etfs@bmo.com



Visit Us
www.bmo.com/etfs

¹ Management Expense Ratios (MERs) are the audited MERs as of December 31, 2021. [↗](#)

² Estimate only. Audited MER is unavailable since the ETF has not yet completed a financial year. [↗](#)