

BMO Discount Bond Index ETF

Fund Details

Ticker	ZDB
Base Currency	CAD
Exchange	TSX
Inception Date	Feb 10, 2014
Maximum Annual Management Fee	0.09%
Management Expense Ratio ¹	0.10%
RSP Eligible	Yes
DRIP Eligible	Yes
Distribution Frequency	Monthly

Fund Characteristics

Net Assets (Mn)	\$ 844.95
Number of Securities	261
Shares Outstanding	57,186,500
Weighted Avg Term to Maturity	10.10
Weighted Avg Coupon (%)	1.89
Weighted Avg Current Yield (%)	2.20
Weighted Avg Yield to Maturity (%)	3.58
Weighted Avg Duration	7.65

Portfolio Strategy

BMO Discount Bond Index ETF has been designed to replicate, to the extent possible, the performance of the FTSE Canada Universe Discount Bond Index™, net of expenses. The Fund invests in a variety of debt securities primarily with a term to maturity greater than one year. The Fund invests in bonds with a coupon rate equal or less than 1.4 times the yield to maturity of the security. Securities held in the Index are a broad measure of the Canadian investment-grade fixed income market consisting of Federal, Provincial and Corporate bonds.

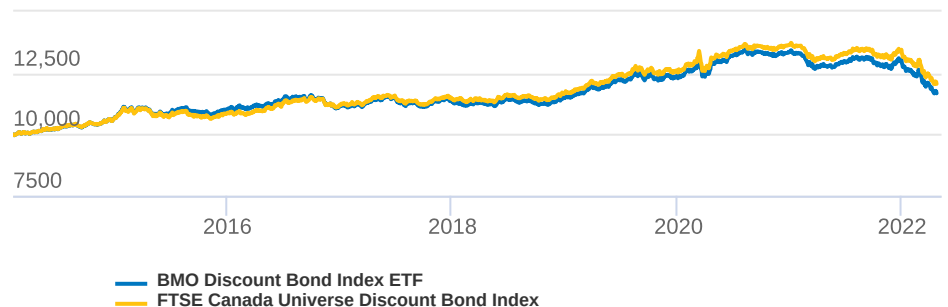
Benchmark Info

FTSE Canada Universe Discount Bond Index™ (“Index”) is designed to be a broad measure of the Canadian investment-grade fixed income market consisting of Government of Canada (including Crown Corporations), Provincial and Corporate bonds. The Index consists of semi-annual pay fixed rate bonds denominated in Canadian dollars with a coupon rate equal or less than 1.4 times the yield to maturity of the security, with an effective term to maturity of greater than one year and a credit rating of BBB or higher. Each security in the Index is weighted by its relative market capitalization and rebalanced on a quarterly basis.

Fund Benefits

- Designed for investors looking for tax efficient income
- Invested in a diversified portfolio of federal, provincial, and corporate bonds
- Includes bonds with greater than one year to maturity
- Professionally managed by BMO Global Asset Management

Growth of 10,000



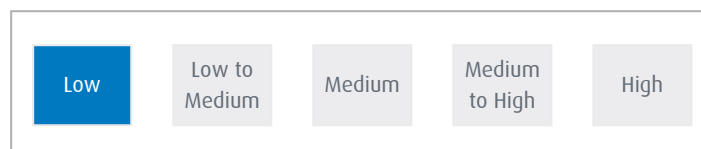
Fund Performance

Annualized Performance

For period ending Apr 29, 2022

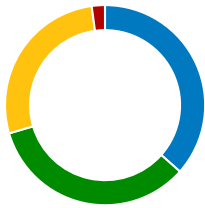
	1Mo	3Mo	6Mo	YTD	1Yr	3Yr	5Yr	10Yr	Since Inception
NAV	-3.59%	-7.33%	-8.31%	-10.53%	-8.51%	-0.64%	0.44%	-	1.92%
Index	-3.47%	-7.29%	-8.20%	-10.36%	-7.92%	-0.19%	0.90%	-	2.30%

Risk Rating



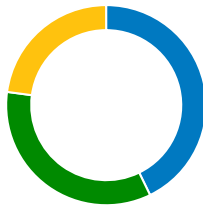
BMO Discount Bond Index ETF

Sector Allocation



- 36.55% Provincial
- 33.89% Federal
- 27.41% Corporate
- 2.14% Municipal

Maturity

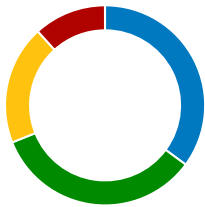


- 42.77% 1-5 Years
- 34.36% 5-10 Years
- 22.87% 10-30 Years

Top Holdings

Canadian Government 0.5% 09/01/2025	18.11%
Ontario (Province Of) 2.65% 12/02/2050	5.70%
Canada Housing Trust 0.95% 06/15/2025	4.76%
Ontario (Province Of) 2.05% 06/02/2030	3.73%
Province of Quebec 1.5% 09/01/2031	3.22%
Canada Housing Trust 1.9% 03/15/2031	2.92%
Province of Alberta 2.05% 06/01/2030	2.16%
Province of Quebec 1.9% 09/01/2030	2.03%
Province of Saskatchewan 2.75% 12/02/2046	1.93%

Credit Allocation



- 35.08% AAA
- 33.89% AA
- 19.29% A
- 11.73% BBB



Call Us
1-800-361-1392



Email Us
bmo.etfs@bmo.com



Visit Us
www.bmo.com/etfs

Commissions, management fees and expenses all may be associated with investments in exchange traded funds. Please read the prospectus before investing. The indicated rates of return are the historical annual compound total returns including changes in prices and reinvestment of all distributions and do not take into account commission charges or income taxes payable by any unitholder that would have reduced returns.

Exchange traded funds are not guaranteed, their values change frequently and past performance may not be repeated. This communication is intended for informational purposes only and is not, and should not be construed as, investment and/or tax advice to any individual.

Particular investments and/or trading strategies should be evaluated relative to each individuals circumstances. Individuals should seek the advice of professionals, as appropriate, regarding any particular investment.

*BMO ETFs are managed and administered by BMO Asset Management Inc., an investment fund manager and portfolio manager and separate legal entity from the Bank of Montreal.

© "BMO (M-bar roundel symbol)" is a registered trade-mark of Bank of Montreal, used under licence.

BMO ETFs are not in any way sponsored, endorsed, sold or promoted by, FTSE TMX Debt Capital Markets Inc. ("FTDCM"), FTSE International Limited ("FTSE"), the London Stock Exchange Group companies (the "Exchange") or TSX INC. ("TSX" and together with FTDCM, FTSE and the Exchange, the "Licensor Parties"). The Licensor Parties make no warranty or representation whatsoever, expressly or impliedly, either as to the results to be obtained from the use of FTSE TMX Indices ("Index") and/or the figure at which the said Index stands at any particular time on any particular day or otherwise. The Index is compiled and calculated by FTSEDCM and all copyright in the Index values and constituent lists vests in FTDCM. The Licensor Parties shall not be liable (whether in negligence or otherwise) to any person for any error in the Index and the Licensor Parties shall not be under any obligation to advise any person of any error therein.

¹ Management Expense Ratios (MERs) are the audited MERs as of December 31, 2021.