

BMO Balanced ESG ETF

Fund Details

Ticker	ZESG
Base Currency	CAD
Exchange	TSX
Inception Date	Jan 16, 2020
Maximum Annual Management Fee	0.18%
Management Expense Ratio ¹	0.20% ¹
RSP Eligible	Yes
DRIP Eligible	Yes
Distribution Frequency	Quarterly

Fund Characteristics

Net Assets (Mn)	\$ 39.88
Number of Securities	6
Shares Outstanding	1,201,001
Market Cap (\$Bn)	2.37
Price/Earnings Ratio	0
Price/Book Ratio	0
Annualized Distribution Yield (%)	2.17
Beta ²	0.35

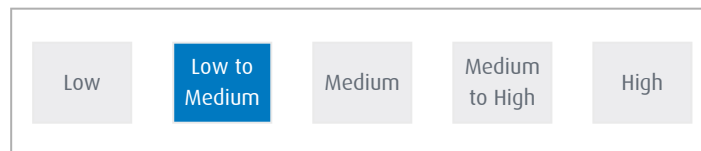
Portfolio Strategy

The BMO Balanced ESG ETF is designed to provide moderate long-term capital appreciation and income by investing in global equity and fixed income ETFs. The ETF will re-balance quarterly to its strategic index asset allocation weights of 60% equity and 40% fixed income and will invest in broad indexed equity and fixed income ETFs. The equity and fixed income securities will be selected based on ESG ratings assigned by the index providers associated with the underlying ETFs. ZESG is a fund of fund; the management fees charged are reduced by those accrued in the underlying funds.

Fund Benefits

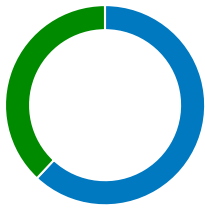
- Designed for investors looking for a growth and income solution
- Designed for investors looking to align socially responsible values with their investments using a best-in-class approach
- Exposure to a diversified portfolio of fixed income and equity BMO ETFs
- Index based asset allocation
- Professionally managed by BMO Global Asset Management

Risk Rating



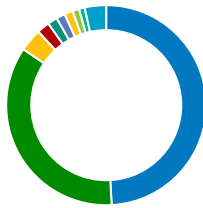
BMO Balanced ESG ETF

Sector Allocation



- 61.96% Equity
- 38.04% Fixed Income

Geographic Allocation



- 49.15% Canada
- 35.31% United States of Am...
- 3.70% Japan
- 2.03% United Kingdom
- 1.57% France
- 1.42% Switzerland
- 1.37% Germany
- 1.06% Australia
- 0.93% Netherlands
- 3.46% Others

Top Holdings

BMO MSCI USA ESG Leaders Index ETF	31.38%
BMO Government Bond Index ETF	24.35%
BMO MSCI Canada ESG Leaders Index ETF	15.54%
BMO MSCI EAFE ESG Leaders Index ETF	15.04%
BMO ESG Corporate Bond Index ETF	9.76%
BMO ESG US Corporate Bond Hedged to CAD Index ETF	3.94%



Call Us
1-800-361-1392



Email Us
bmo.etfs@bmo.com



Visit Us
www.bmo.com/etfs

¹Estimate only. Audited MER is unavailable since the ETF has not yet completed a financial year. [↗](#)

²Beta is a measure of how a BMO ETF responds to moves in the broader market in which it invests. A beta of greater than 1.00 suggests that the ETF is more volatile than the market, while a beta of less than 1.00 suggests that the ETF is less volatile than the market. Beta may change over time and historical beta is not indicative of future beta. The indicated beta is generally based on historical rolling two-year returns. Where a BMO ETF does not have two years of performance history, the beta may be calculated as long as at least six months of performance history is available. [↗](#)