

# BMO MSCI Innovation Index ETF

## Fund Details

Ticker	ZINN
Base Currency	CAD
Exchange	Toronto Stock Exchange
Inception Date	Jan 20, 2021
Maximum Annual Management Fee	0.40%
Management Expense Ratio <sup>1</sup>	0.45% <sup>2</sup>
RSP Eligible	Yes
DRIP Eligible	Yes
Distribution Frequency	Annually

## Fund Characteristics

Net Assets (Mn)	\$ 18.56
Number of Securities	339
Shares Outstanding	605,001
Market Cap (\$Bn)	21,563.05
Price/Earnings Ratio	42.34
Price/Book Ratio	4.67
Annualized Distribution Yield (%)	-
Beta <sup>3</sup>	0.93

## Portfolio Strategy

BMO MSCI Innovation Index ETF has been designed to replicate, to the extent possible, the performance of the MSCI ACWI IMI Innovation Index, net of expenses. The Fund captures global themes by investing in stocks that have high exposure to the following innovations: autonomous technology & industrial, genomic, fin tech, and next generation internet. The Manager may use a sampling methodology in selecting investments for the Fund. The Fund may also invest in or hold securities intended to replicate the performance of the Index.

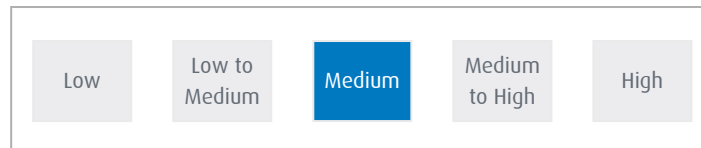
## Benchmark Info

The MSCI ACWI IMI Innovation Index, developed in collaboration with ARK Invest, is based on the MSCI ACWI IMI Index, which includes large, mid and small capitalization companies across developed and emerging markets. The Index aims to capture the performance of a set of companies that have high exposure to the following disruptive innovation themes: autonomous technology & industrial, genomic, fintech, and next generation internet. Securities are assigned revenue linked relevance scores, where the top half securities within each mega-trend are included. The Index is an equal weighted combination of the high exposure themes and rebalances semi-annually in May and November.

## Fund Benefits

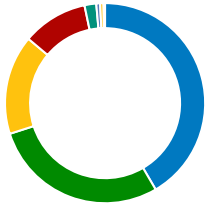
- Designed for investors looking for growth solutions
- Exposure to global themes and innovations
- Benefits from local currency appreciation
- Professionally managed by BMO Global Asset Management

## Risk Rating



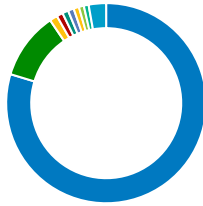
# BMO MSCI Innovation Index ETF

## Sector Allocation



- 41.57% Information Technology
- 28.50% Health Care
- 16.06% Consumer Discretionary
- 10.58% Communication Services
- 1.89% Industrials
- 0.63% Real Estate
- 0.54% Financials
- 0.21% Utilities
- 0.02% Materials
- 0.01% Energy

## Geographic Allocation



- 79.69% United States of Am...
- 10.85% China
- 1.27% Ireland
- 1.01% South Africa
- 0.96% Argentina
- 0.94% Japan
- 0.88% Switzerland
- 0.79% Netherlands
- 0.79% Canada
- 2.82% Others

## Top Holdings

Amazon.Com Inc	4.98%
Visa Inc-Class A Shares	4.85%
Mastercard Inc - A	4.60%
Paypal Holdings Inc	4.57%
Moderna Inc	4.40%
Nvidia Corp	3.78%
Wuxi Biologics Cayman Inc	3.68%
Salesforce.Com Inc	3.22%
Vertex Pharmaceuticals Inc	3.05%
Facebook Inc-Class A	2.77%



Call Us  
1-800-361-1392



Email Us  
bmo.etfs@bmo.com



Visit Us  
www.bmo.com/etfs

<sup>1</sup> Management Expense Ratios (MERs) are the audited MERs as of December 31, 2020. [↔](#)

<sup>2</sup> Estimate only. Audited MER is unavailable since the ETF has not yet completed a financial year. [↔](#)

<sup>3</sup> Beta is a measure of how a BMO ETF responds to moves in the broader market in which it invests. A beta of greater than 1.00 suggests that the ETF is more volatile than the market, while a beta of less than 1.00 suggests that the ETF is less volatile than the market. Beta may change over time and historical beta is not indicative of future beta. The indicated beta is generally based on historical rolling two-year returns. Where a BMO ETF does not have two years of performance history, the beta may be calculated as long as at least six months of performance history is available. [↔](#)