

BMO MSCI Tech & Industrial Innovation Index ETF

Fund Details

Ticker	ZAUT
Base Currency	CAD
Exchange	Toronto Stock Exchange
Inception Date	Jan 20, 2021
Maximum Annual Management Fee	0.40%
Management Expense Ratio	0.45% ¹
RSP Eligible	Yes
DRIP Eligible	Yes
Distribution Frequency	Annually

Fund Characteristics

Net Assets (Mn)	\$ 6.60
Number of Securities	390
Shares Outstanding	258,001
Market Cap (\$Bn)	20,599.55
Price/Earnings Ratio	27.31
Price/Book Ratio	3.89
Annualized Distribution Yield (%)	0.39
Beta	0.87

Correlation

Index Return data based on 1 year as of Aug 31, 2022

NASDAQ-100 Index (CAD)	0.98
S&P/TSX Composite Index	0.69
MSCI World Index	0.83
FTSE Canada Overall Bond Index	0.72
FTSE Canada Universe Bond Index	0.72
S&P 500 Index CAD	0.93

Portfolio Strategy

BMO MSCI Tech & Industrial Innovation Index ETF has been designed to replicate, to the extent possible, the performance of the MSCI ACWI IMI Autonomous Technology & Industrial Innovation Index, net of expenses. The Fund captures this theme by investing in stocks that have high exposure to innovative autonomous technology companies. The Manager may use a sampling methodology in selecting investments for the Fund. The Fund may also invest in or hold securities intended to replicate the performance of the Index.

Benchmark Info

The MSCI ACWI IMI Autonomous Technology & Industrial Innovation Index, developed in collaboration with ARK Invest, is based on the MSCI ACWI IMI Index, which includes large, mid and small capitalization companies across developed and emerging markets. The Index aims to capture the performance of companies which have significant revenues from the development of new products and services as a result of technological innovation in industrial automation, manufacturing, transportation, energy usage, energy storage, energy production as well as in artificial intelligence and machine learning. Securities are assigned revenue linked relevance scores, and the securities in the Index are weighted by a combination of their relevance score and their market capitalization. The Index rebalances semi-annually in May and November.

Fund Benefits

- Designed for investors looking for growth solutions
- Exposure to the global theme of autonomous technology and industrial innovation
- Benefits from local currency appreciation
- Professionally managed by BMO Global Asset Management

Growth of 10,000



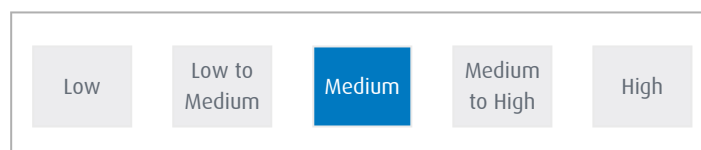
Fund Performance

Annualized Performance

For period ending Aug 31, 2022

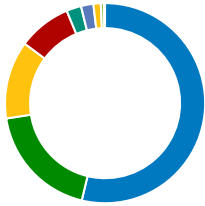
	1Mo	3Mo	6Mo	YTD	1Yr	3Yr	5Yr	10Yr	Since Inception
NAV	-2.54%	-1.35%	-14.54%	-25.01%	-19.51%	-	-	-	-9.26%
Index	-2.59%	-1.45%	-14.53%	-24.70%	-19.51%	-	-	-	-9.15%

Risk Rating



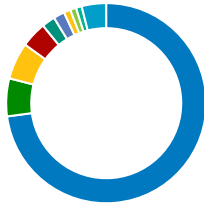
BMO MSCI Tech & Industrial Innovation Index ETF

Sector Allocation



- 53.76% Information Technology
- 18.80% Consumer Discretionary
- 12.58% Industrials
- 8.60% Communication Services
- 2.38% Health Care
- 2.01% Materials
- 1.19% Utilities
- 0.55% Energy
- 0.11% Financials
- 0.02% Real Estate

Geographic Allocation



- 72.88% United States of Am...
- 6.12% Japan
- 5.94% China
- 4.18% Taiwan, Republic of...
- 2.14% Germany
- 1.80% Korea, Republic of
- 1.09% Switzerland
- 0.96% Canada
- 0.93% Israel
- 3.95% Others

Top Holdings

Tesla Inc	5.88%
Apple Inc	5.82%
Microsoft Corp	5.24%
Nvidia Corp	4.52%
Accenture Plc-Cl A	3.83%
Taiwan Semiconductor-Sp Adr	3.03%
Meta Platforms Inc-Class A	2.66%
Alphabet Inc-Cl A	2.59%
Alphabet Inc-Cl C	2.48%
Intel Corp	2.38%



Call Us
1-800-361-1392



Email Us
bmo.etfs@bmo.com



Visit Us
www.bmo.com/etfs

¹Estimate only. Audited MER is unavailable since the ETF has not yet completed a financial year. [↗](#)