

BMO MSCI Canada ESG Leaders Index ETF

Fund Details

Ticker	ESGA
Base Currency	CAD
Exchange	TSX
Inception Date	Jan 15, 2020
Maximum Annual Management Fee	0.15%
Management Expense Ratio ¹	0.17% ¹
RSP Eligible	Yes
DRIP Eligible	Yes
Distribution Frequency	Quarterly

Fund Characteristics

Net Assets (Mn)	\$ 72.57
Number of Securities	45
Shares Outstanding	2,045,001
Market Cap (\$Bn)	1,537.65
Price/Earnings Ratio	25.96
Price/Book Ratio	2.84
Annualized Distribution Yield (%)	2.82
Beta ²	0.89

Correlation

Index Return data based on - year as of Jun 30, 2021

Portfolio Strategy

The BMO MSCI Canada ESG Leaders Index ETF has been designed to replicate, to the extent possible, the performance of the MSCI Canada ESG Leaders Index, net of expenses. The ETF invests in Canadian companies that have higher MSCI ESG ratings than their peers. The ETF invests in and holds the Constituent Securities of the Index in the same proportion as they are reflected in the Index.

Benchmark Info

The MSCI Canada ESG Leaders Index is based on the MSCI Canada Index, which includes large and mid-capitalization stocks across Canada. The Index aims to capture the performance of securities that have been assigned higher ESG ratings by MSCI relative to their peers and targets 50% of the market capitalization within each sector. The Index excludes securities of companies that earn significant revenues from tobacco, alcohol, gambling, conventional weapons and civilian firearms, any controversial weapons, significant generation of nuclear power as well as companies involved in severe business controversies. The portfolio is weighted by market capitalization and is rebalanced quarterly.

Benefits

- Designed for investors looking for growth solutions
- Designed for investors looking to align socially responsible values with their investments using a best-in-class approach
- Exposure to diversified Canadian equities
- Professionally managed by BMO Global Asset Management

Growth of 10,000



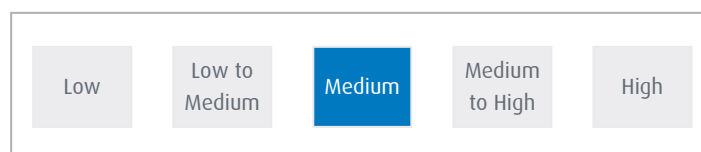
Fund Performance

Annualized Performance

For period ending Jun 30, 2021

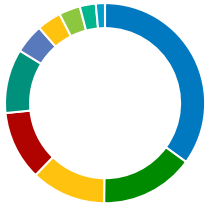
	1Mo	3Mo	6Mo	YTD	1Yr	3Yr	5Yr	10Yr	Since Inception
NAV	3.70%	8.69%	17.01%	17.01%	35.25%	-	-	-	16.32%
Index	3.73%	8.78%	17.18%	17.18%	35.52%	-	-	-	16.47%

Risk Rating




BMO MSCI Canada ESG Leaders Index ETF

Sector Allocation



- 35.00% Financials
- 15.17% Information Technology
- 12.08% Industrials
- 11.18% Energy
- 10.36% Materials
- 4.78% Consumer Staples
- 3.93% Consumer Discretionary
- 3.44% Utilities
- 2.58% Communication Services
- 1.48% Others

Geographic Allocation



- 100.00% Canada

Top Holdings

Shopify Inc - Class A	15.17%
Enbridge Inc	7.35%
Bank Of Nova Scotia	7.18%
Canadian Natl Railway Co	6.88%
Brookfield Asset Manage-Cl A	6.11%
Bank Of Montreal	6.01%
Can Imperial Bk Of Commerce	4.62%
Manulife Financial Corp	3.46%
Nutrien Ltd	3.07%
Sun Life Financial Inc	2.75%



Call Us
1-800-361-1392



Email Us
bmo.etfs@bmo.com



Visit Us
www.bmo.com/etfs

¹Estimate only. Audited MER is unavailable since the ETF has not yet completed a financial year. [↗](#)

²Beta is a measure of how a BMO ETF responds to moves in the broader market in which it invests. A beta of greater than 1.00 suggests that the ETF is more volatile than the market, while a beta of less than 1.00 suggests that the ETF is less volatile than the market. Beta may change over time and historical beta is not indicative of future beta. The indicated beta is generally based on historical rolling two-year returns. Where a BMO ETF does not have two years of performance history, the beta may be calculated as long as at least six months of performance history is available. [↗](#)