

BMO Global Infrastructure Index ETF

Fund Details

Ticker	ZGI
Base Currency	CAD
Exchange	TSX
Inception Date	Jan 19, 2010
Maximum Annual Management Fee	0.55%
Management Expense Ratio	0.61%
RSP Eligible	Yes
DRIP Eligible	Yes
Distribution Frequency	Quarterly

Fund Characteristics

Net Assets (Mn)	\$ 570.02
Number of Securities	47
Shares Outstanding	13,193,213
Market Cap (\$Bn)	1,241.73
Price/Earnings Ratio	23.17
Price/Book Ratio	2.75
Annualized Distribution Yield (%)	3.06
Beta	0.67

Correlation

Index Return data based on 10 years as of Oct 31, 2022

MSCI World Index	0.51
FTSE Canada Overall Bond Index	0.46
S&P/TSX Capped Composite Index	0.59
S&P 500 Index	0.52

Portfolio Strategy

BMO Global Infrastructure Index ETF has been designed to replicate, to the extent possible, the performance of the Dow Jones Brookfield Global Infrastructure North American Listed Index (Index), net of expenses. The ETF invests in and holds the Constituent Securities of the Index in the same proportion as they are reflected in the Index.

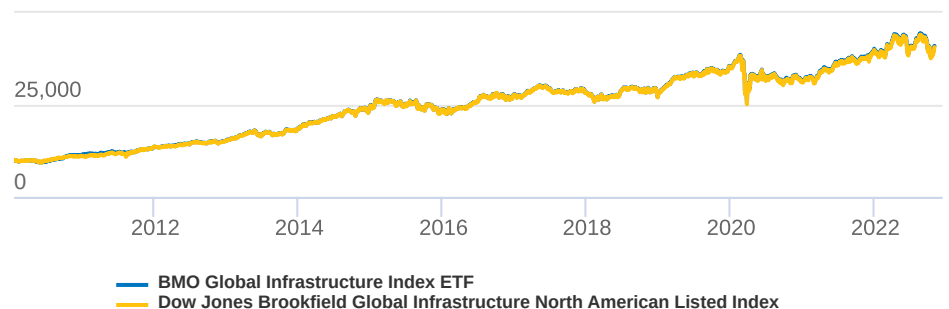
Benchmark Info

The Dow Jones Brookfield Global Infrastructure North American Listed Index (Index) is a float-adjusted market capitalization weighted Index. To be eligible for inclusion in the Index, a company must have a minimum float-adjusted market capitalization of US\$500 million as well as a minimum three-month average daily trading volume of US\$1 million. Securities of constituent issuers also must be listed in Canada or the United States. More than 70% of a potential constituent issuer's cash flows must be derived from the development, ownership, lease, concession or management of infrastructure assets.

Fund Benefits

- Provides convenient and efficient exposure to global infrastructure equities
- Companies included have at least 70% cash flows derived from infrastructure sectors
- Infrastructure companies can have better inflation protection versus other equities
- Lowest cost ETF tracking global infrastructure in Canada
- The underlying securities of ZGI have large daily trade volumes which represents the ETFs true liquidity

Growth of 10,000



Graphs are only used to illustrate the effects of the compound growth rate and do not reflect future values of any fund or returns on investment of any fund.

Fund Performance

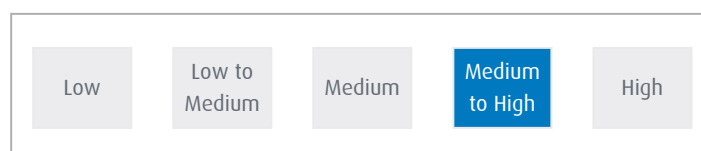
Annualized Performance

For period ending Oct 31, 2022

	1Mo	3Mo	6Mo	YTD	1Yr	3Yr	5Yr	10Yr	Since Inception
NAV	3.49%	-4.87%	-3.06%	2.59%	9.01%	6.42%	7.05%	10.37%	11.67%
Index	4.03%	-4.85%	-2.61%	2.73%	8.89%	6.30%	6.96%	10.34%	11.60%

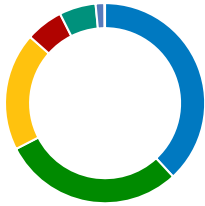
The ETF started tracking the Dow Jones Brookfield Global Infrastructure North American Listed Index on September 21, 2012. Previously it was tracking the Dow Jones Brookfield Global Infrastructure Index.

Risk Rating



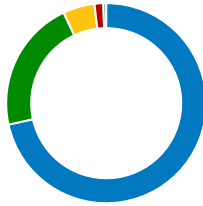
BMO Global Infrastructure Index ETF

Sector Allocation



- 37.85% Pipelines
- 29.12% Electric
- 18.95% REITs
- 6.01% Gas
- 5.86% Water
- 1.43% Engineering&Constru...
- 0.08% Storage/Warehousing

Geographic Allocation



- 71.57% United States of Am...
- 21.44% Canada
- 5.11% United Kingdom
- 1.43% Mexico
- 0.45% Brazil

Top Holdings

Enbridge Inc	9.40%
American Tower Corp	8.66%
Crown Castle Inc	6.82%
Sempra Energy	5.70%
Tc Energy Corp	5.28%
Cheniere Energy Inc	5.19%
National Grid Plc-Sp Adr	5.11%
Williams Cos Inc	4.73%
Kinder Morgan Inc	4.19%
Consolidated Edison Inc	3.73%



Call Us
1-800-361-1392



Email Us
bmo.etfs@bmo.com



Visit Us
www.bmo.com/etfs

Commissions, management fees and expenses all may be associated with investments in exchange traded funds. Please read the prospectus before investing. The indicated rates of return are the historical annual compound total returns including changes in prices and reinvestment of all distributions and do not take into account commission charges or income taxes payable by any unitholder that would have reduced returns. Exchange traded funds are not guaranteed, their values change frequently and past performance may not be repeated.

This communication is intended for informational purposes only and is not, and should not be construed as, investment and/or tax advice to any individual. Particular investments and/or trading strategies should be evaluated relative to each individuals circumstances. Individuals should seek the advice of professionals, as appropriate, regarding any particular investment.

*BMO ETFs are managed and administered by BMO Asset Management Inc., an investment fund manager and portfolio manager and separate legal entity from the Bank of Montreal.

® "BMO (M-bar roundel symbol)" is a registered trade-mark of Bank of Montreal, used under licence.

The Dow Jones Industrial AverageSM is a product of Dow Jones Opco, LLC, ("Dow Jones Opco"), a subsidiary of S&P Dow Jones Indices LLC and has been licensed for use. "Dow Jones[®]" and "Dow Jones Industrial AverageSM" are service marks of Dow Jones Trademark Holdings, LLC ("Dow Jones") and have been licensed to Dow Jones Opco for use for certain purposes. BMO ETFs based on Dow Jones indexes are not sponsored, endorsed, sold or promoted by Dow Jones Opco, Dow Jones or their respective affiliates, and Dow Jones Opco, Dow Jones and their respective affiliates make no representation regarding the advisability of trading in such product(s).