

# BMO Premium Yield ETF

## Fund Details

Ticker	ZPAY
Base Currency	CAD
Exchange	TSX
Inception Date	Jan 15, 2020
Maximum Annual Management Fee	0.65%
Management Expense Ratio <sup>1</sup>	0.73% <sup>1</sup>
RSP Eligible	Yes
DRIP Eligible	Yes
Distribution Frequency	Monthly

## Fund Characteristics

Net Assets (Mn)	\$ 287.83
Number of Securities	40
Shares Outstanding	10,050,001
Market Cap (\$Bn)	15,666.31
Price/Earnings Ratio	27.84
Price/Book Ratio	4.78
Annualized Distribution Yield (%)	6.7
Beta	0.61

## Correlation

Index Return data based on - year as of Jul 29, 2022

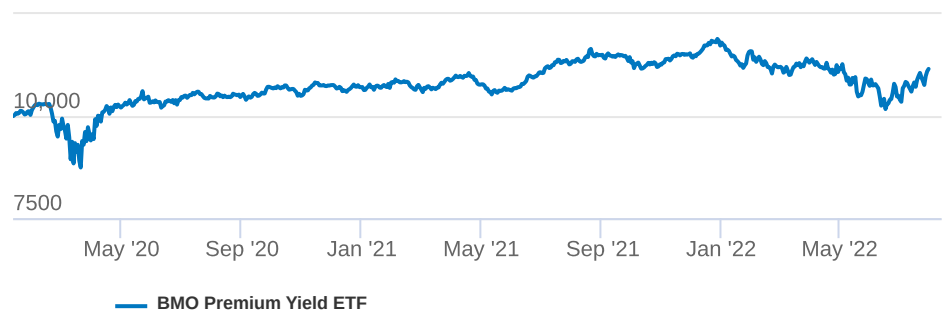
## Portfolio Strategy

BMO Premium Yield ETF seeks to provide exposure to a portfolio of U.S. large capitalization companies, by investing in U.S. equity securities and derivative instruments. The securities will be selected using a rules based methodology that considers quality, yield, and liquidity. The options are written out of the money and are used to identify stock entry and exit points.

## Fund Benefits

- Designed for investors looking for alternative exposures
- Option writing to identify stock entry and exit points
- Invested in a diversified portfolio of U.S. large-cap stocks
- Professionally managed by BMO Global Asset Management

## Growth of 10,000



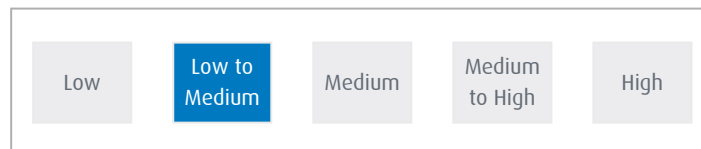
## Fund Performance

Annualized Performance

For period ending Jul 29, 2022

	1Mo	3Mo	6Mo	YTD	1Yr	3Yr	5Yr	10Yr	Since Inception
NAV	7.25%	0.68%	-3.59%	-4.87%	-1.14%	-	-	-	4.39%
Index	-	-	-	-	-	-	-	-	-

## Risk Rating




# BMO Premium Yield ETF

## Sector Allocation



- 38.42% Information Technology
- 20.97% Health Care
- 9.99% Consumer Staples
- 8.18% Industrials
- 8.04% Financials
- 7.20% Consumer Discretionary
- 6.84% Communication Services
- 0.37% Real Estate

## Geographic Allocation



- 100.00% United States

## Top Holdings

Alphabet Inc-Cl A	9.30%
Microsoft Corp	8.37%
Costco Wholesale Corp	6.75%
Apple Inc	6.72%
VISA Inc-Class A Shares	5.57%
Nvidia Corp	4.74%
Meta Platforms Inc-Class A	3.22%
Texas Instruments Inc	2.97%
Lululemon Athletica Inc	2.94%
Intuitive Surgical Inc	2.91%



Call Us  
1-800-361-1392



Email Us  
bmo.etfs@bmo.com



Visit Us  
[www.bmo.com/etfs](http://www.bmo.com/etfs)

<sup>1</sup>Estimate only. Audited MER is unavailable since the ETF has not yet completed a financial year. [↗](#)