

BMO Ultra Short-Term US Bond ETF (USD Units)

Fund Details

Ticker	ZUS.U
Base Currency	USD
Exchange	Toronto Stock Exchange
Inception Date	Feb 15, 2019
Maximum Annual Management Fee	0.15%
Management Expense Ratio ¹	0.17% ²
RSP Eligible	Yes
DRIP Eligible	Yes
Distribution Frequency	Monthly

Fund Characteristics

Net Assets (Mn)	\$ 57.66
Number of Securities	67
Shares Outstanding	1,165,001
Weighted Avg Term to Maturity	0.40
Weighted Avg Coupon (%)	2.70
Weighted Avg Current Yield (%)	2.70
Weighted Avg Yield to Maturity (%)	2.10
Weighted Avg Duration	0.40

Correlation

Index Return data based on - year as of Feb 28, 2020

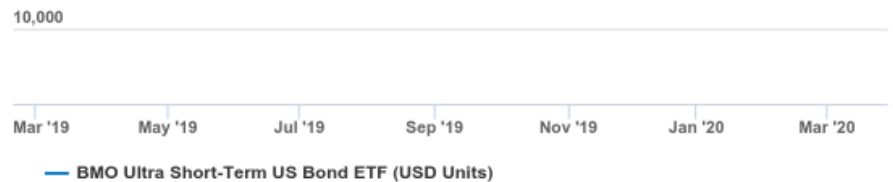
Portfolio Strategy

BMO Ultra Short-Term US Bond ETF has been designed to provide exposure to a diversified mix of short-term U.S. fixed income asset classes, with a term to maturity of less than one year or reset dates within one year. The Fund invests in U.S. investment grade corporate bonds, and has the ability to add exposure to government bonds, high yield bonds, floating rate notes, and preferred shares. The portfolio is rebalanced based on the portfolio manager's fundamental analysis, relative strength indicators, and risk adjusted yield expectations. The ETF trades in U.S. dollars on the TSX.

Fund Benefits

- Designed for investors looking for defensive income
- Invested in a diversified portfolio of U.S. government and corporate bonds, and preferred shares
- Includes bonds with less than one year to maturity
- Purchased in U.S. currency
- Professionally managed by BMO Global Asset Management

Growth of 10,000



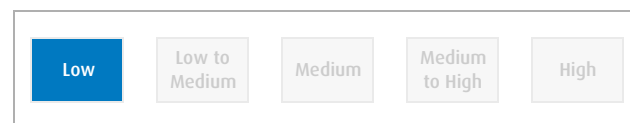
Fund Performance

Annualized Performance

For period ending Feb 28, 2020

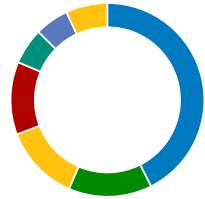
	1Mo	3Mo	6Mo	YTD	1Yr	3Yr	5Yr	Since Inception
NAV	0.15%	0.47%	0.95%	0.30%	2.36%	-	-	-
Index	-	-	-	-	-	-	-	-

Risk Rating



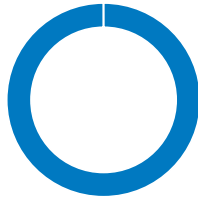
BMO Ultra Short-Term US Bond ETF (USD Units)

Sector Allocation



- 42.57% Banking
- 13.92% Consumer Non Cyclical
- 12.71% Technology
- 12.15% Consumer Cyclical
- 6.03% Communications
- 5.66% Energy
- 6.95% Others

Geographic Allocation

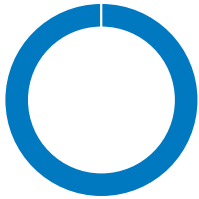


- 100.00% United States

Top Holdings

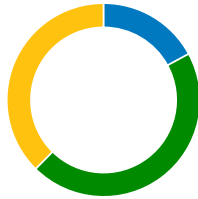
	%
Baidu Inc 3.00000% 06/30/2020	4.68%
Charter Comm Opt Llc/Cap 3.57900% 07/23/2020	3.91%
Wells Fargo Bank Na 3.32500% 07/23/2021	3.88%
Columbia Pipeline Group 3.30000% 06/01/2020	3.78%
Morgan Stanley 2.80000% 06/16/2020	3.50%
Becton Dickinson And Co 2.40400% 06/05/2020	3.40%
Apple Inc 2.00000% 05/06/2020	3.07%
Sumitomo Mitsui Banking 2.65000% 07/23/2020	3.07%
Exelon Corp 2.85000% 06/15/2020	2.83%
Delta Air Lines Inc 2.87500% 03/13/2020	2.63%

Maturity




- 100.00% 0-1 Years

Credit Allocation




- 17.10% AA
- 45.30% A
- 37.60% BBB



Call Us
1-800-361-1392



Email Us
bmo.etfs@bmo.com



Visit Us
www.bmo.com/etfs

¹ Management Expense Ratios (MERs) are the audited MERs as of December 31, 2018.

² Estimate only. Audited MER is unavailable since the ETF has not yet completed a financial year.