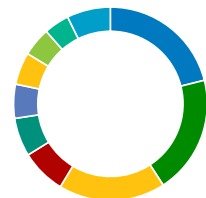


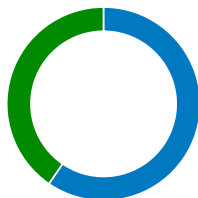
BMO Women In Leadership Fund

Sector Allocation



- 21.09% Financials
- 19.75% Industrials
- 17.82% Information Technology
- 7.52% Health Care
- 6.43% Real Estate
- 5.68% Energy
- 5.39% Consumer Discretionary
- 4.81% Materials
- 4.23% Utilities
- 7.28% Others


Geographic Allocation



- 59.55% Canada
- 40.45% United States

Top Holdings

	%
MICROSOFT CORP	4.99%
BROOKFIELD ASSET MANAGEMENT INC	4.97%
CASH	4.23%
ROYAL BANK OF CANADA	4.20%
TC ENERGY CORP	3.24%
ADOBE INC	3.15%
INTACT FINANCIAL CORP	3.03%
AMAZON.COM INC	2.96%
S&P GLOBAL INC	2.96%
VISA INC	2.91%



Call Us
1-800-361-1392



Email Us
bmo.etfs@bmo.com



Visit Us
www.bmo.com/etfs

Commissions, management fees and expenses all may be associated with investments in BMO ETFs and ETF Series of the BMO Mutual Funds. Please read the ETF facts or prospectus of the relevant BMO ETF or ETF Series before investing. The indicated rates of return are the historical compounded total returns including changes in share or unit value and the reinvestment of all dividends or distributions and do not take into account the sales, redemption, distribution, optional charges or income tax payable by the unitholder that would have reduced returns BMO ETFs and ETF Series are not guaranteed, their values change frequently and past performance may not be repeated.

For a summary of the risks of an investment in the BMO ETFs or ETF Series of the BMO Mutual Funds, please see the specific risks set out in the prospectus. BMO ETFs and ETF Series trade like stocks, fluctuate in market value and may trade at a discount to their net asset value, which may increase the risk of loss.

BMO ETFs are managed by BMO Asset Management Inc., which is an investment fund manager and a portfolio manager, and a separate legal entity from Bank of Montreal. ETF Series of the BMO Mutual Funds are managed by BMO Investments Inc., which is an investment fund manager and a separate legal entity from Bank of Montreal.

®/™Registered trade-marks/trade-mark of Bank of Montreal, used under licence.

¹ Management Expense Ratios (MERs) are the audited MERs as of December 31, 2018.

² Beta is a measure of how a BMO ETF responds to moves in the broader market in which it invests. A beta of greater than 1.00 suggests that the ETF is more volatile than the market, while a beta of less than 1.00 suggests that the ETF is less volatile than the market. Beta may change over time and historical beta is not indicative of future beta. The indicated beta is generally based on historical rolling two-year returns. Where a BMO ETF does not have two years of performance history, the beta may be calculated as long as at least six months of performance history is available.