

# BMO Canadian Dividend ETF

## Fund Details

Ticker	ZDV
Base Currency	CAD
Exchange	TSX
Inception Date	Oct 21, 2011
Maximum Annual Management Fee	0.35%
Management Expense Ratio	0.39%
RSP Eligible	Yes
DRIP Eligible	Yes
Distribution Frequency	Monthly

## Fund Characteristics

Net Assets (Mn)	\$ 756.95
Number of Securities	50
Shares Outstanding	38,450,000
Market Cap (\$Bn)	2,190.36
Price/Earnings Ratio	18.01
Price/Book Ratio	2.31
Annualized Distribution Yield (%)	3.96
Beta	1.05

## Correlation

Index Return data based on - year as of Oct 29, 2021

## Portfolio Strategy

BMO Canadian Dividend ETF has been designed to provide exposure to a yield weighted portfolio of Canadian dividend paying stocks. The Fund utilizes a rules based methodology that considers the three year dividend growth rate, yield, and payout ratio to invest in Canadian equities. Securities will also be subject to a liquidity screen process. The underlying portfolio is rebalanced in June and reconstituted in December.

## Fund Benefits

- Provides convenient and efficient exposure to a yield weighted portfolio of Canadian dividend equities
- Based on dividend growers by screening for a 3-year growth rate
- Focused on dividend sustainability by screening by cashflow from operations
- Sector and security diversified to avoid over concentration
- The underlying securities of ZDV have large daily trade volumes which represents the ETFs true liquidity

## Growth of 10,000



## Fund Performance

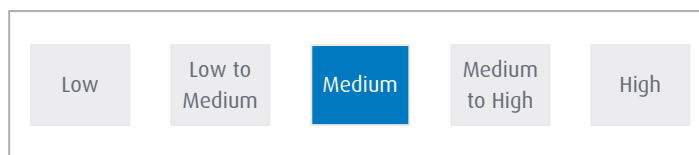
Annualized Performance

For period ending Oct 29, 2021

	1Mo	3Mo	6Mo	YTD	1Yr	3Yr	5Yr	10Yr	Since Inception
NAV	4.09%	5.14%	11.57%	25.27%	41.00%	12.53%	8.93%	7.39%	7.55%

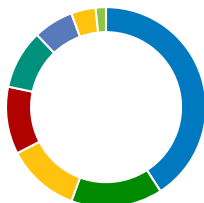
Index	-	-	-	-	-	-	-	-	-
-------	---	---	---	---	---	---	---	---	---

## Risk Rating



# BMO Canadian Dividend ETF


## Sector Allocation



- 40.86% Financials
- 14.78% Energy
- 11.77% Utilities
- 10.90% Communication Services
- 9.57% Industrials
- 6.49% Materials
- 3.97% Consumer Staples
- 1.67% Consumer Discretionary

## Top Holdings

Enbridge Inc	5.28%
Royal Bank Of Canada	5.05%
Bank Of Nova Scotia	4.92%
Bce Inc	4.92%
Toronto-Dominion Bank	4.85%
Can Imperial Bk Of Commerce	4.85%
Canadian Natl Railway Co	4.78%
Bank Of Montreal	4.14%
Tc Energy Corp	4.12%
Telus Corp	3.94%



Call Us  
1-800-361-1392



Email Us  
bmo.etfs@bmo.com



Visit Us  
[www.bmo.com/etfs](http://www.bmo.com/etfs)

Commissions, management fees and expenses all may be associated with investments in exchange traded funds. Please read the prospectus before investing. The indicated rates of return are the historical annual compound total returns including changes in prices and reinvestment of all distributions and do not take into account commission charges or income taxes payable by any unitholder that would have reduced returns. Exchange traded funds are not guaranteed, their values change frequently and past performance may not be repeated.

This communication is intended for informational purposes only and is not, and should not be construed as, investment and/or tax advice to any individual. Particular investments and/or trading strategies should be evaluated relative to each individuals circumstances. Individuals should seek the advice of professionals, as appropriate, regarding any particular investment.

\*BMO ETFs are managed and administered by BMO Asset Management Inc., an investment fund manager and portfolio manager and separate legal entity from the Bank of Montreal.

® "BMO (M-bar roundel symbol)" is a registered trade-mark of Bank of Montreal, used under licence.