

BMO Japan Index ETF (Hedged Units)

Fund Details

Ticker	ZJPN.F
Base Currency	CAD
Exchange	TSX
Inception Date	Jan 17, 2022
Maximum Annual Management Fee	0.35%
Management Expense Ratio	0.40% ¹
RSP Eligible	Yes
DRIP Eligible	Yes
Distribution Frequency	Quarterly

Fund Characteristics

Net Assets (Mn)	\$ 1.55
Number of Securities	338
Shares Outstanding	50,001
Market Cap (\$Bn)	5,463.47
Price/Earnings Ratio	19.46
Price/Book Ratio	2.03
Annualized Distribution Yield (%)	2.07
Beta	0.81

Correlation

Index Return data based on - year as of Aug 31, 2022

Portfolio Strategy

The BMO Japan Index ETF has been designed to replicate, to the extent possible, the performance of the Solactive GBS Japan Large & Mid Cap Index, net of expenses. The ETF invests in large and mid cap Japanese companies. The ETF invests in and holds the Constituent Securities of the Index in the same proportion as they are reflected in the Index.

Benchmark Info

The Solactive GBS Japan Large & Mid Cap Index is part of the Solactive Global Benchmark Series which includes benchmark indices for developed and emerging market countries. The index intends to track the performance of the large and mid cap segment covering approximately the largest 85% of the free-float market capitalization in the Japanese market. It is weighted by free-float market capitalization and rebalanced semi-annually.

Benefits

- Designed for investors looking for growth solutions
- Exposure to large and mid cap Japanese equities
- Currency is hedged back to Canadian dollars
- Professionally managed by BMO Global Asset Management

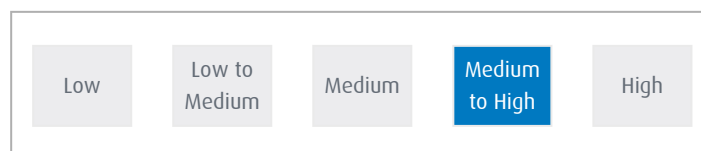
Growth of 10,000 Fund Performance

Annualized Performance

For period ending Aug 31, 2022

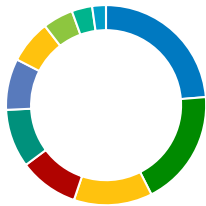
	1Mo	3Mo	6Mo	YTD	1Yr	3Yr	5Yr	10Yr	Since Inception
NAV	-	-	-	-	-	-	-	-	-
Index	-	-	-	-	-	-	-	-	-

Risk Rating



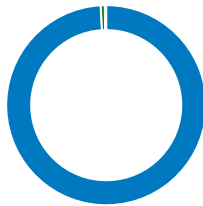
BMO Japan Index ETF (Hedged Units)

Sector Allocation



- 23.72% Industrials
- 18.80% Consumer Discretionary
- 12.70% Information Technology
- 9.60% Health Care
- 9.45% Financials
- 8.27% Communication Services
- 7.00% Consumer Staples
- 4.92% Materials
- 3.32% Real Estate
- 2.23% Others

Geographic Allocation



- 99.12% Japan
- 0.67% United States of Am...
- 0.21% British Virgin Islands

Top Holdings

Toyota Motor Corp	4.90%
Sony Group Corp	2.92%
Keyence Corp	2.11%
Nippon Telegraph & Telephone	1.76%
Mitsubishi Ufj Financial Gro	1.72%
Daiichi Sankyo Co Ltd	1.68%
Tokyo Electron Ltd	1.40%
Hitachi Ltd	1.40%
Shin-Etsu Chemical Co Ltd	1.39%
Nintendo Co Ltd	1.39%



Call Us
1-800-361-1392



Email Us
bmo.etfs@bmo.com



Visit Us
www.bmo.com/etfs

Commissions, management fees and expenses all may be associated with investments in exchange traded funds. Please read the prospectus before investing. The indicated rates of return are the historical annual compound total returns including changes in prices and reinvestment of all distributions and do not take into account commission charges or income taxes payable by any unitholder that would have reduced returns. Exchange traded funds are not guaranteed, their values change frequently and past performance may not be repeated.

This communication is intended for informational purposes only and is not, and should not be construed as, investment and/or tax advice to any individual. Particular investments and/or trading strategies should be evaluated relative to each individual's circumstances. Individuals should seek the advice of professionals, as appropriate, regarding any particular investment.

*BMO ETFs are managed and administered by BMO Asset Management Inc., an investment fund manager and portfolio manager and separate legal entity from the Bank of Montreal.

® "BMO (M-bar roundel symbol)" is a registered trade-mark of Bank of Montreal, used under licence.

¹Estimate only. Audited MER is unavailable since the ETF has not yet completed a financial year. [↔](#)