

# BMO Monthly Income ETF

## Fund Details

Ticker	ZMI
Base Currency	CAD
Exchange	TSX
Inception Date	Jan 28, 2011
Maximum Annual Management Fee	0.18%
Management Expense Ratio	0.20%
RSP Eligible	Yes
DRIP Eligible	Yes
Distribution Frequency	Monthly

## Fund Characteristics

Net Assets (Mn)	\$ 117.72
Number of Securities	8
Shares Outstanding	6,826,000
Market Cap (\$Bn)	-
Price/Earnings Ratio	-
Price/Book Ratio	-
Annualized Distribution Yield (%)	3.83
Beta	0.49

## Portfolio Strategy

BMO Monthly Income ETF has been designed to deliver the performance of an underlying basket of higher yielding BMO ETFs. ETFs are eligible to be selected by having a higher yield than either the equity market represented by the BMO S&P/TSX Capped Composite Index ETF (ZCN) or the fixed income market represented by the BMO Aggregate Bond Index ETF (ZAG). The holdings are weighted to emphasize yield, with 50 percent investment in each of equity and fixed income and a cap of 20 percent for each security. The ETF is rebalanced and reconstituted semi-annually in July and January. In addition, as ZMI is a fund of fund, the management fees charged are reduced by those accrued in the underlying funds.

## Fund Benefits

- Designed for investors looking for higher yielding balanced ETFs
- Invested in a diversified portfolio of fixed income and equity BMO ETFs
- Professionally managed by BMO Global Asset Management

## Growth of 10,000



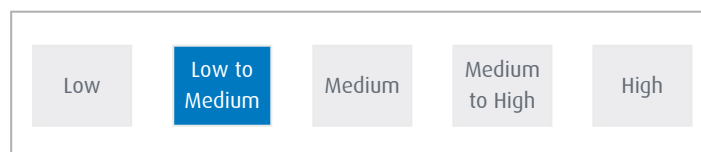
## Fund Performance

Annualized Performance

For period ending Dec 31, 2021

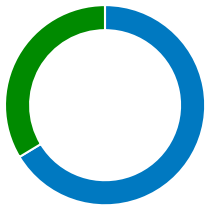
	1Mo	3Mo	6Mo	YTD	1Yr	3Yr	5Yr	10Yr	Since Inception
NAV	3.63%	4.67%	5.25%	11.14%	11.14%	8.88%	5.86%	5.68%	5.80%
Index	-	-	-	-	-	-	-	-	-

## Risk Rating



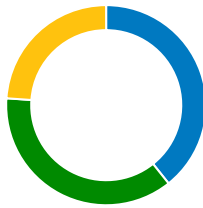
# BMO Monthly Income ETF

## Sector Allocation



- 66.35% Income Equity
- 33.65% Corporate Bonds

## Geographic Allocation



- 39.29% United States
- 36.82% Canada
- 23.89% Other

## Top Holdings

BMO Corporate Bond Index ETF	23.58%
BMO US Dividend ETF	19.75%
BMO Global High Dividend Covered Call ETF	15.26%
BMO Canadian Divd - ETF	13.25%
BMO Mid-Term US IG Corporate Bond Hedged to CAD Index ETF	10.07%
BMO International Dividend ETF	8.63%
BMO Premium Yield ETF-Hedged	4.82%
BMO US Preferred Share Hedged to CAD Index ETF	4.64%



Call Us  
1-800-361-1392



Email Us  
bmo.etfs@bmo.com



Visit Us  
[www.bmo.com/etfs](http://www.bmo.com/etfs)

Commissions, management fees and expenses all may be associated with investments in exchange traded funds. Please read the prospectus before investing. The indicated rates of return are the historical annual compound total returns including changes in prices and reinvestment of all distributions and do not take into account commission charges or income taxes payable by any unitholder that would have reduced returns. Exchange traded funds are not guaranteed, their values change frequently and past performance may not be repeated.

This communication is intended for informational purposes only and is not, and should not be construed as, investment and/or tax advice to any individual. Particular investments and/or trading strategies should be evaluated relative to each individual's circumstances. Individuals should seek the advice of professionals, as appropriate, regarding any particular investment.

\*BMO ETFs are managed and administered by BMO Asset Management Inc., an investment fund manager and portfolio manager and separate legal entity from the Bank of Montreal.

® "BMO (M-bar roundel symbol)" is a registered trade-mark of Bank of Montreal, used under licence.

S&P®, S&P 500® and S&P/TSX Capped Composite are trade-marks of S & P Opco, LLC and TSX is a trade-mark of TSX Inc. These and other associated trademarks and/or service marks have been licensed for use by BMO Asset Management Inc. None of the BMO ETFs are sponsored, endorsed, sold or promoted by any of its aforementioned trade-mark owners and the related index providers or their respective affiliates or their third party licensors and these entities make no representation, warranty or condition regarding the advisability of buying, selling or holding units in the BMO ETFs.