

BMO High Yield US Corporate Bond Hedged to CAD Index ETF

Fund Details

Ticker	ZHY
Base Currency	CAD
Exchange	TSX
Inception Date	Oct 20, 2009
Maximum Annual Management Fee	0.55%
Management Expense Ratio ¹	0.62%
RSP Eligible	Yes
DRIP Eligible	Yes
Distribution Frequency	Monthly

Fund Characteristics

Net Assets (Mn)	\$ 667.09
Number of Securities	913
Shares Outstanding	50,474,885
Weighted Avg Term to Maturity	5.90
Weighted Avg Coupon (%)	6.00
Weighted Avg Current Yield (%)	6.00
Weighted Avg Yield to Maturity (%)	6.10
Weighted Avg Duration	3.40

Correlation

Index Return data based on 6 years as of Feb 28, 2020

FTSE Canada Overall Bond Index	0.01
MSCI World Hedged 100% to CAD Net Total Return Index	0.74
S&P/TSX Capped Composite Index	0.74
S&P 500 Hedged to Canadian Dollars Index	0.71
MSCI EAFE 100% Hedged to CAD Dollars Index	0.67

Portfolio Strategy

The BMO High Yield US Corporate Bond Hedged to CAD Index ETF has been designed to replicate, to the extent possible, the performance of the Barclays Capital U.S. High Yield Very Liquid Index CAD Hedged net of expenses. The U.S. dollar currency exposure is hedged back to Canadian dollars. In addition, as ZHY may hold other underlying ETFs, the management fees charged are reduced by the management fees paid on the underlying ETFs, thereby not duplicating the management fees.

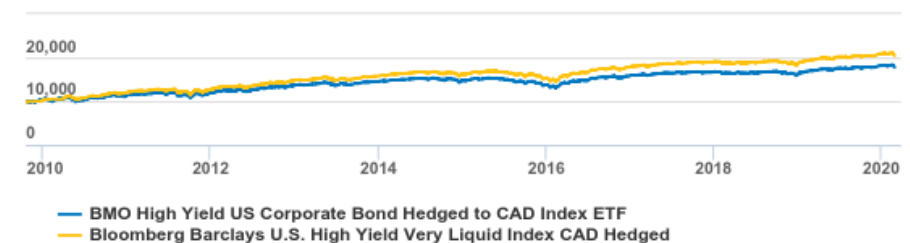
Benchmark Info

The Bloomberg Barclays Capital U.S. High Yield Very Liquid Index CAD Hedged is a more liquid version of the U.S. Corporate High Yield Index that consists of United States dollar-denominated, non-investment grade, fixed rate, taxable corporate bonds. In addition, each issue has a US\$500 million minimum amount outstanding. Each security in the U.S. High Yield Very Liquid Index CAD Hedged is weighted by its relative market capitalization and rebalanced on a monthly basis. The U.S. dollar currency exposure is hedged back to Canadian dollars.

Fund Benefits

- Designed for investors looking for higher income
- Invested in a diversified portfolio of U.S. high yield corporate bonds
- Includes bonds with greater than one year to maturity
- Currency is hedged back to Canadian dollars
- Professionally managed by BMO Global Asset Management

Growth of 10,000



Fund Performance

Annualized Performance

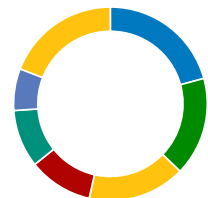
For period ending Feb 28, 2020

	1Mo	3Mo	6Mo	YTD	1Yr	3Yr	5Yr	Since Inception
NAV	-1.98%	-0.39%	0.26%	-2.26%	4.20%	3.00%	3.03%	5.69%
Index	-1.84%	-0.12%	0.69%	-2.08%	4.81%	3.76%	4.02%	7.15%

The ETF started tracking the Barclay Capital U.S. High Yield Very Liquid Index CAD Hedged on May 1, 2010.

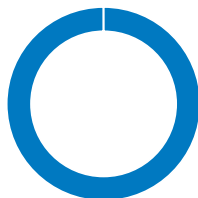
BMO High Yield US Corporate Bond Hedged to CAD Index ETF

Sector Allocation



- 20.76% Communications
- 16.49% Consumer Non Cyclical
- 16.28% Consumer Cyclical
- 10.72% Energy
- 9.64% Capital Goods
- 6.99% Technology
- 19.10% Others

Geographic Allocation

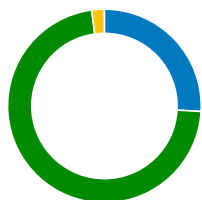


- 100.00% United States

Top Holdings

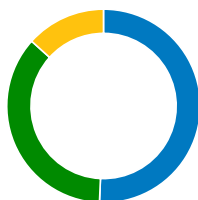
	%
Altice France SA 7.37500% 05/01/2026	0.68%
Centene Corp 4.62500% 12/15/2029	0.47%
CHS/Community Health Systems Inc. 6.25000% 03/31/2023	0.39%
Altice Financing SA 7.50000% 05/15/2026	0.37%
1011778 BC/ New Red Finance, Inc. 5.00000% 10/15/2025	0.37%
Bausch Health Companies Inc. 6.12500% 04/15/2025	0.36%
Diamond Sports Gr/Diamon 5.37500% 08/15/2026	0.35%
Centene Corp 4.25000% 12/15/2027	0.33%
CCO Holdings Capital Corp 5.12500% 05/01/2027	0.32%
CCO Holdings Capital Corp 4.75000% 03/01/2030	0.29%

Maturity




- 25.90% 1-5 Years
- 72.00% 5-10 Years
- 2.10% 10-30 Years

Credit Allocation



- 50.69% BB
- 35.99% B
- 13.32% CCC or below



Call Us
1-800-361-1392



Email Us
bmo.etfs@bmo.com



Visit Us
www.bmo.com/etfs

Commissions, management fees and expenses all may be associated with investments in exchange traded funds. Please read the prospectus before investing. The indicated rates of return are the historical annual compound total returns including changes in prices and reinvestment of all distributions and do not take into account commission charges or income taxes payable by any unitholder that would have reduced returns. Exchange traded funds are not guaranteed, their values change frequently and past performance may not be repeated.

This communication is intended for informational purposes only and is not, and should not be construed as, investment and/or tax advice to any individual. Particular investments and/or trading strategies should be evaluated relative to each individual's circumstances. Individuals should seek the advice of professionals, as appropriate, regarding any particular investment.

*BMO ETFs are managed and administered by BMO Asset Management Inc., an investment fund manager and portfolio manager and separate legal entity from the Bank of Montreal.

® "BMO (M-bar roundel symbol)" is a registered trade-mark of Bank of Montreal, used under licence.

Barclays Capital and Barclays Capital Inc. are trademarks of Barclays Capital and have been licensed for use in connection with listing and trading of BMO High Yield US Corporate Bond Hedged to CAD Index ETF on the Toronto Stock Exchange. The BMO High Yield US Corporate Bond Hedged to CAD Index ETF are not sponsored by, endorsed sold or promoted by Barclays Capital and Barclays Capital makes no representation regarding the advisability of investing in them.

¹ Management Expense Ratios (MERs) are the audited MERs as of December 31, 2018.