

# BMO Short-Term Discount Bond ETF

## Fund Details

Ticker	ZSDB
Base Currency	CAD
Exchange	TSX
Inception Date	Jan 17, 2022
Maximum Annual Management Fee	0.09%
Management Expense Ratio <sup>1</sup>	0.10% <sup>2</sup>
RSP Eligible	Yes
DRIP Eligible	Yes
Distribution Frequency	Quarterly

## Fund Characteristics

Net Assets (Mn)	\$ 32.07
Number of Securities	132
Shares Outstanding	1,125,001
Weighted Avg Term to Maturity	2.84
Weighted Avg Coupon (%)	1.78
Weighted Avg Current Yield (%)	1.90
Weighted Avg Yield to Maturity (%)	4.23
Weighted Avg Duration	2.70

## Correlation

Index Return data based on - year as of Aug 31, 2022

## Portfolio Strategy

BMO Short-Term Discount Bond ETF provides exposure to Canadian investment grade short-term bonds with a term to maturity between one to five years. The ETF selects bonds that trade near or below par value. Securities held are a broad measure of the Canadian investment-grade fixed income market consisting of Federal, Provincial and corporate bonds.

## Fund Benefits

- Designed for investors looking for tax efficient income
- Invested in a diversified portfolio of federal, provincial, and corporate bonds
- Includes bonds with one to five years to maturity
- Professionally managed by BMO Global Asset Management

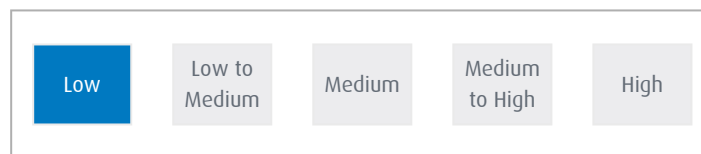
## Growth of 10,000 Fund Performance

### Annualized Performance

For period ending Aug 31, 2022

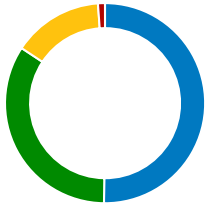
	1Mo	3Mo	6Mo	YTD	1Yr	3Yr	5Yr	10Yr	Since Inception
NAV	-	-	-	-	-	-	-	-	-
Index	-	-	-	-	-	-	-	-	-

## Risk Rating




# BMO Short-Term Discount Bond ETF

## Sector Allocation



- 50.18% Corporate Bonds
- 34.10% Federal Bonds
- 14.58% Provincial Bonds
- 1.14% Municipal Bonds

## Geographic Allocation




- 100.00% Canada

## Top Holdings

Canada Housing Trust	1.8%	12/15/2024	4.95%
Ontario (Province Of)	1.75%	09/08/2025	3.43%
Canadian Government	1.5%	09/01/2024	3.00%
Toronto-Dominion Bank	1.943%	03/13/2025	2.98%
Ontario (Province Of)	1.35%	09/08/2026	2.96%
Canadian Government	1%	09/01/2026	2.80%
Canada Housing Trust	0.95%	06/15/2025	2.75%
Canadian Government	0.5%	11/01/2023	2.72%
Canada Housing Trust	2.35%	09/15/2023	2.56%
Bci Quadreal Realty	1.68%	03/03/2025	2.36%

## Maturity



- 100.00% 1-5 Years

## Credit Allocation



- 36.50% AAA
- 17.18% AA
- 29.10% A
- 17.22% BBB



Call Us  
1-800-361-1392



Email Us  
bmo.etfs@bmo.com



Visit Us  
www.bmo.com/etfs

Commissions, management fees and expenses all may be associated with investments in exchange traded funds. Please read the prospectus before investing. The indicated rates of return are the historical annual compound total returns including changes in prices and reinvestment of all distributions and do not take into account commission charges or income taxes payable by any unitholder that would have reduced returns. Exchange traded funds are not guaranteed, their values change frequently and past performance may not be repeated.

This communication is intended for informational purposes only and is not, and should not be construed as, investment and/or tax advice to any individual. Particular investments and/or trading strategies should be evaluated relative to each individual's circumstances. Individuals should seek the advice of professionals, as appropriate, regarding any particular investment.

\*BMO ETFs are managed and administered by BMO Asset Management Inc., an investment fund manager and portfolio manager and separate legal entity from the Bank of Montreal.

® "BMO (M-bar roundel symbol)" is a registered trade-mark of Bank of Montreal, used under licence.

<sup>1</sup> Management Expense Ratios (MERs) are the audited MERs as of December 31, 2021. [↗](#)

<sup>2</sup> Estimate only. Audited MER is unavailable since the ETF has not yet completed a financial year. [↗](#)