

BMO Ultra Short-Term US Bond ETF (US Dollar Accumulating Units)

Fund Details

Ticker	ZUS.V
Base Currency	USD
Exchange	Toronto Stock Exchange
Inception Date	Feb 15, 2019
Maximum Annual Management Fee	0.15%
Management Expense Ratio ¹	0.17% ²
RSP Eligible	Yes
DRIP Eligible	Yes
Distribution Frequency	Quarterly

Fund Characteristics

Net Assets (Mn)	\$ 191.54
Number of Securities	56
Shares Outstanding	435,001
Weighted Avg Term to Maturity	0.51
Weighted Avg Coupon (%)	2.08
Weighted Avg Current Yield (%)	2.64
Weighted Avg Yield to Maturity (%)	3.79
Weighted Avg Duration	0.50

Correlation

Index Return data based on - year as of Aug 31, 2022

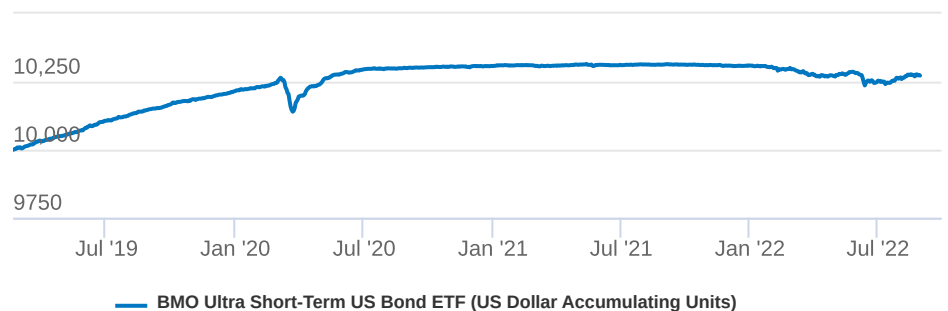
Portfolio Strategy

BMO Ultra Short-Term US Bond ETF has been designed to provide exposure to a diversified mix of short-term U.S. fixed income asset classes, with a term to maturity of less than one year or reset dates within one year. The Fund invests in U.S. investment grade corporate bonds, and has the ability to add exposure to government bonds, high yield bonds, floating rate notes, and preferred shares. The portfolio is rebalanced based on the portfolio manager's fundamental analysis, relative strength indicators, and risk adjusted yield expectations. The ETF trades in U.S. dollars on the TSX. The ETF does not pay cash distributions; it will provide an annual reinvested and consolidated distribution.

Fund Benefits

- Designed for investors looking for accumulating defensive income
- Invested in a diversified portfolio of U.S. government and corporate bonds, and preferred shares
- Includes bonds with less than one year to maturity
- Purchased in U.S. currency
- Professionally managed by BMO Global Asset Management

Growth of 10,000



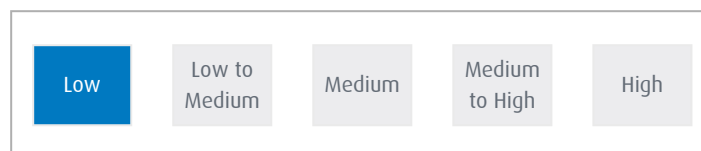
Fund Performance

Annualized Performance

For period ending Aug 31, 2022

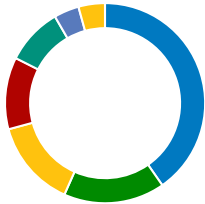
	1Mo	3Mo	6Mo	YTD	1Yr	3Yr	5Yr	10Yr	Since Inception
NAV	0.08%	-0.11%	-0.24%	-0.36%	-0.39%	0.41%	-	-	0.76%
Index	-	-	-	-	-	-	-	-	-

Risk Rating




BMO Ultra Short-Term US Bond ETF (US Dollar Accumulating Units)

Sector Allocation



- 40.30% BANKING
- 16.36% Tbill
- 14.13% TECHNOLOGY
- 11.64% CONSUMER_CYCLICAL
- 9.21% CONSUMER_NON_CYCLICAL
- 4.07% ENERGY
- 4.28% Others

Geographic Allocation




- 100.00% United States of Am...

Top Holdings

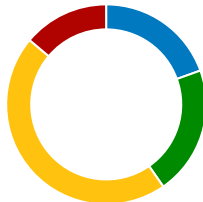
Treasury Bill 0% 02/23/2023	13.94%
Goldman Sachs Group Inc 0.673% 03/08/2024	2.76%
Morgan Stanley 0.731% 04/05/2024	2.75%
Goldman Sachs Group Inc 0.627% 11/17/2023	2.72%
Bank Of Nova Scotia 1.625% 05/01/2023	2.56%
Apple Inc 0.75% 05/11/2023	2.53%
Nextera Energy Capital 0.65% 03/01/2023	2.53%
Glaxosmithkline Cap Inc 2.8% 03/18/2023	2.36%
Citigroup Inc 3.5% 05/15/2023	2.36%
Home Depot Inc 2.7% 04/01/2023	2.35%

Maturity




- 100.00% 0-1 Years

Credit Allocation



- 19.51% AAA
- 20.84% AA
- 45.76% A
- 13.89% BBB



Call Us
1-800-361-1392



Email Us
bmo.etfs@bmo.com



Visit Us
www.bmo.com/etfs

¹ Management Expense Ratios (MERs) are the audited MERs as of December 31, 2021. [↗](#)

² Estimate only. Audited MER is unavailable since the ETF has not yet completed a financial year. [↗](#)