

## BMO Tactical Dividend ETF Fund

### Fund Details

Ticker	ZZZD
Base Currency	CAD
Exchange	Toronto Stock Exchange
Inception Date	Jan 11, 2019
Maximum Annual Management Fee	0.70%
Management Expense Ratio <sup>1</sup>	0.78% <sup>2</sup>
RSP Eligible	Yes
DRIP Eligible	Yes
Distribution Frequency	Quarterly

### Fund Characteristics

Net Assets (Mn)	\$ 49.30
Number of Securities	18
Shares Outstanding	1,540,033
Market Cap (\$Bn)	626,566,016.21
Price/Earnings Ratio	-
Price/Book Ratio	-
Annualized Distribution Yield (%)	3.12
Beta <sup>3</sup>	-

### Correlation

Index Return data based on - year as of Aug 30, 2019

### Portfolio Strategy

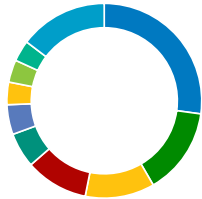
The ETF provides exposure to a globally diversified portfolio of income focused ETFs. The ETF uses a combination of fundamental and technical analysis to analyze market trends and will rotate underlying ETFs to benefit from tactical opportunities. In addition, as ZZZD is a fund of fund, the management fees charged are reduced by those accrued in the underlying funds.

### Fund Benefits

- Designed for investors looking for income and growth solutions
- Sustainable income targeting lower volatility than the broad market
- Tactically managed to focus on downside risk
- Professionally managed by Larry Berman and ETF Capital Management

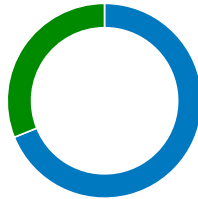
## BMO Tactical Dividend ETF Fund

### Sector Allocation



- 27.17% Corporate Bonds
- 14.46% Government Bonds
- 11.52% Materials
- 10.44% Energy
- 5.82% Financials
- 4.94% Utilities
- 3.74% Communication Services
- 3.73% Industrials
- 3.50% Preferred Equity
- 14.68% Others


### Geographic Allocation



- 68.90% Canada
- 31.10% United States

### Top Holdings


	%
BMO ULTRA SHORT-TERM BOND ETF	26.84%
VANECK VECTORS J.P. MORGAN EM LOCAL CURRENCY BOND ETF	9.22%
BMO EQUAL WEIGHT GLOBAL GOLD INDEX ETF	9.15%
BMO EUROPE HIGH DIVIDEND COVERED CALL ETF	8.18%
BMO COVERED CALL UTILITIES ETF	8.08%
ALERIAN MLP ETF	5.97%
ISHARES 20& YEAR TREASURY BOND ETF	5.57%
BMO US PUT WRITE ETF	5.37%
CASH	3.60%
BMO LADDERED PREFERRED SHARE INDEX ETF	3.51%



Call Us  
1-800-361-1392



Email Us  
bmo.etfs@bmo.com



Visit Us  
www.bmo.com/etfs

<sup>1</sup> Management Expense Ratios (MERs) are the audited MERs as of December 31, 2017.

<sup>2</sup> Estimate only. Audited MER is unavailable since the ETF has not yet completed a financial year.

<sup>3</sup> Beta is a measure of how a BMO ETF responds to moves in the broader market in which it invests. A beta of greater than 1.00 suggests that the ETF is more volatile than the market, while a beta of less than 1.00 suggests that the ETF is less volatile than the market. Beta may change over time and historical beta is not indicative of future beta. The indicated beta is generally based on historical rolling two-year returns. Where a BMO ETF does not have two years of performance history, the beta may be calculated as long as at least six months of performance history is available.